

To which state/territory/district will the following responses pertain?

	Response Percent	Response Count
ALABAMA	0.0%	0
ALASKA	0.0%	0
AMERICAN SAMOA	0.0%	0
ARIZONA	2.9%	1
ARKANSAS	2.9%	1
CALIFORNIA	2.9%	1
COLORADO	0.0%	0
CONNECTICUT	2.9%	1
DELAWARE	2.9%	1
FLORIDA	2.9%	1
GEORGIA	2.9%	1
GUAM	0.0%	0
HAWAII	0.0%	0
IDAHO	0.0%	0
ILLINOIS	2.9%	1
INDIANA	2.9%	1
IOWA	0.0%	0

KANSAS		0.0%	0
KENTUCKY		2.9%	1
LOUISIANA		2.9%	1
MAINE		0.0%	0
MARYLAND		2.9%	1
MASSACHUSETTS		2.9%	1
MICHIGAN		2.9%	1
MINNESOTA		0.0%	0
MISSISSIPPI		0.0%	0
MISSOURI		0.0%	0
MONTANA		2.9%	1
NEBRASKA		2.9%	1
NEVADA		0.0%	0
NEW HAMPSHIRE		2.9%	1
NEW JERSEY		0.0%	0
NEW MEXICO		2.9%	1
NEW YORK		2.9%	1
NORTH CAROLINA		5.9%	2
NORTH DAKOTA		2.9%	1
NORTHERN MARIANAS		0.0%	0

OHIO	2.9%	1
OKLAHOMA	0.0%	0
OREGON	2.9%	1
PENNSYLVANIA	2.9%	1
PUERTO RICO	0.0%	0
RHODE ISLAND	2.9%	1
SOUTH CAROLINA	2.9%	1
SOUTH DAKOTA	0.0%	0
TENNESSEE	2.9%	1
TEXAS	2.9%	1
UTAH	2.9%	1
VERMONT	0.0%	0
VIRGIN ISLANDS	0.0%	0
VIRGINIA	2.9%	1
WASHINGTON	2.9%	1
WASHINGTON DC	0.0%	0
WEST VIRGINIA	0.0%	0
WISCONSIN	2.9%	1
WYOMING	2.9%	1

For CVA purposes, are you considered a coastal or inland state?

	Response Percent	Response Count
Coastal	70.6%	24
Inland	29.4%	10

Page: Your CVA Program in general

Approximately how many marinas are in your state? Note: For purposes of this question, a "marina" is defined as any facility that is eligible in your state to receive CVA funds for pumpouts or to service pumpout boats AND which has infrastructure for docking or mooring boats.

	Response Average	Response Total	Response Count
State Owned	20.95	419	20
Other government owned (e.g., county)	59.67	895	15
Privately Owned	225.13	5178	23
Other	34.00	204	6
Total Number of Marinas	308.15	8320	27

How many of the following have been constructed or purchased in your state since 1992 using CVA funds?				
		Response Average	Response Total	Response Count
Pumpout Stations		82.28	2386	29
Pumpout Boats		8.59	189	22
Floating Restrooms		6.95	139	20
Dump Stations		38.86	855	22

Does your state have the ability to track (or have a good estimate of) the total number of gallons pumped through your pumpout facilities (boats, stations, etc.)?			
		Response Percent	Response Count
Yes		19.4%	6
No		74.2%	23
Don't know		6.5%	2

Page: Scoring Criteria

Should the current practice of coastal states being required to submit separate proposals for coastal and inland waters be changed to require just one proposal for the state if such a move did not negatively impact the current ratio of funding provided to coastal states?

	Response Percent	Response Count
Yes	71.9%	23
No	12.5%	4
Not Sure	15.6%	5

Would you support the elimination of the coastal scoring preference?

	Response Percent	Response Count
Yes	40.6%	13
No	31.3%	10
Maybe	18.8%	6
Not sure	9.4%	3

Should the scoring criteria be changed to make inland states more competitive?		
	Response Percent	Response Count
Yes	51.6%	16
No	25.8%	8
Not Sure	22.6%	7

Would you be supportive of awarding additional points in CVA scoring for participation in the Clean Marina Program?		
	Response Percent	Response Count
Yes	46.9%	15
No	25.0%	8
Not sure	21.9%	7

Do you feel the scoring criteria needs to be changed in any other way?		
	Response Percent	Response Count
Yes	19.4%	6
No	80.7%	25

Does your State use CVA funds for program administration?

	Response Percent	Response Count
Yes	39.4%	13
No	60.6%	20
Don't know	0.0%	0

If yes, what dollar amount and percentage of your overall CVA budget is used annually for administration?

	Response Average	Response Total	Response Count
Dollar amount	77,298.50	927582	12
Percent of CVA budget	15.00	195	13

What line items/categories are funded with administration dollars (be specific)? Check all that apply.

	Response Percent	Response Count
Salaries	84.6%	11
Indirect costs	84.6%	11
Outreach materials	69.2%	9
Support services (accounting, etc.)	30.8%	4
Administrative supplies	76.9%	10
Other (please specify)	46.2%	6

Page: Operation and maintenance

Does your state provide operations and maintenance funds to subgrantees with CVA funds?

	Response Percent	Response Count
Yes	30.3%	10
No	63.6%	21
Sometimes	3.0%	1
Not sure	3.0%	1

What do you include in "Operational" expenses: Check all that apply.

		Response Percent	Response Count
Salaries for pumpout boat drivers		50.0%	8
Salaries for dockside equipment operators		37.5%	6
Other salaries		25.0%	4
Fuel		31.3%	5
Sewage hauling from on-site holding tanks to WWTP		62.5%	10
Other (please specify)		81.3%	13

Page: Pumpout Fees

The following questions relate to the fees charged to pump out vessels:

	Yes	No	Don't know	Response Count
If you pay operational costs to marinas, are they allowed to still charge a fee to pump out boats?	42.9% (9)	38.1% (8)	19.0% (4)	21
Does your state deviate from the standard \$5 fee for CVA projects to pump out boats?(e.g., allow sliding fees, charge different rates for different size boats, etc.)?	24.1% (7)	62.1% (18)	13.8% (4)	29
Do you believe a graduated pumpout fee is appropriate?	63.3% (19)	16.7% (5)	20.0% (6)	30

What do you feel is the appropriate amount to charge for pumping out a vessel:

	Response Percent	Response Count
\$0	9.7%	3
\$5	16.1%	5
\$7.50	9.7%	3
\$10	6.5%	2
\$20 or more	0.0%	0
Priced according to size of boat or amount pumped out	45.2%	14
Other (please specify)	12.9%	4

Would you be in favor of a set guideline that defines how many gallons equals one pumpout? If so, please select the quantity that you believe is appropriate.

	Response Percent	Response Count
No, every pump out is equal regardless of quantity	33.3%	10
Yes, 20 gallons	20.0%	6
Yes, 25 gallons	6.7%	2
Yes, 30 gallons	20.0%	6
Yes, 50 gallons	10.0%	3
Other (please specify)	10.0%	3

Page: State program administration (continued)

Has your state installed any floating restrooms using CVA funds? Note: a "floating restroom" is a toilet facility, in the water, not connected to land or structures connected to the land, used solely by boaters."

	Response Percent	Response Count
Yes	15.6%	5
No	81.3%	26
Don't know	3.1%	1

If yes, who maintains these floating restrooms? Check all that apply.

	Response Percent	Response Count
State agency	14.3%	1
Other government agency (local, county, etc.)	57.1%	4
Marina operator	42.9%	3
Lake Association	14.3%	1
Other (please specify)	28.6%	2

What is the current focus of your state's CVA program? Please rank the following in order of their importance to your current program focus (1=highest; 8=lowest). NOTE: Each number (rank) can only be used once!

	1	2	3	4	5	6	7	8	Rating Average	Response Count
New Pumpout Construction	56.7% (17)	16.7% (5)	13.3% (4)	3.3% (1)	0.0% (0)	0.0% (0)	0.0% (0)	10.0% (3)	2.23	30
Education and Outreach	3.7% (1)	37.0% (10)	37.0% (10)	11.1% (3)	0.0% (0)	3.7% (1)	7.4% (2)	0.0% (0)	3.07	27
Floating Restrooms	0.0% (0)	3.7% (1)	11.1% (3)	22.2% (6)	7.4% (2)	18.5% (5)	25.9% (7)	11.1% (3)	5.48	27
Plumbing all slips of a marina with pumpout (manifold)	0.0% (0)	14.8% (4)	7.4% (2)	11.1% (3)	11.1% (3)	25.9% (7)	22.2% (6)	7.4% (2)	5.22	27

system, slip-side system)											
Operation of existing pumpout facilities and pumpout boats	27.6% (8)	13.8% (4)	10.3% (3)	13.8% (4)	10.3% (3)	10.3% (3)	6.9% (2)	6.9% (2)	3.59	29	
No discharge zone creation and implementation	3.6% (1)	3.6% (1)	10.7% (3)	21.4% (6)	14.3% (4)	21.4% (6)	10.7% (3)	14.3% (4)	5.18	28	
Clean Marina Initiatives	7.4% (2)	7.4% (2)	11.1% (3)	11.1% (3)	44.4% (12)	3.7% (1)	7.4% (2)	7.4% (2)	4.56	27	
Other	12.5% (2)	0.0% (0)	0.0% (0)	6.3% (1)	12.5% (2)	12.5% (2)	12.5% (2)	43.8% (7)	6.13	16	

Page: Grant Process			
Would a standard application form for CVA funds help, hinder, or have no effect on your participation in the CVA program?			
		Response Percent	Response Count
Standard application would help		35.5%	11
Standard application would hinder		19.4%	6
Standard application would have no effect		45.2%	14




Would a standard annual report form be beneficial?		
	Response Percent	Response Count
Yes	40.6%	13
No	18.8%	6
No effect	18.8%	6
Don't know	21.9%	7

Does the current federal grant cycle (application deadline, etc.) work well for you?		
	Response Percent	Response Count
Yes	56.3%	18
No	28.1%	9
No opinion	15.6%	5

Are you familiar with the current CVA guidance document available in the Federal Assistance Toolkit?		
	Response Percent	Response Count
Yes	72.7%	24
No	21.2%	7
Not sure	6.1%	2




Page: Federal guidance document-yes

If yes, does the Federal Assistance Toolkit need to be updated to be more helpful to the CVA funding process?

	Response Percent	Response Count
Yes 	12.5%	3
No 	41.7%	10
Not sure 	45.8%	11

Page: Education and Outreach

Does your state have education programs to promote clean boating?




	Response Percent	Response Count
Yes 	75.0%	24
No 	12.5%	4
Not sure 	12.5%	4

Page: The Future and Planning




With the CVA program being in existence for 15 years:

	Yes	No	Not sure	Rating Average	Response Count
Have you seen a shift from construction of new facilities to operation and maintenance of existing facilities?	36.7% (11)	56.7% (17)	6.7% (2)	1.70	30
Do you expect to see a shift (or greater shift) to operation and maintenance of existing facilities?	40.0% (12)	40.0% (12)	20.0% (6)	1.80	30
Does this have implications for the program in your state in the future?	30.0% (9)	43.3% (13)	26.7% (8)	1.97	30




The CVA program in your state may be quite different than it was in 1992. From your state's perspective, does the focus of the program need to shift? (check all that apply)

	Response Percent	Response Count
Leave the program as is. 	56.7%	17
Shift toward emphasizing education (e.g., importance of using pumpouts) instead of construction. 	20.0%	6
Shift to construction of more floating restrooms rather than dockside facilities. 	6.7%	2


Under current regulations, construction of floating restrooms *connected to onshore facilities* is not allowable with CVA funds. Do you believe this should be changed to allow floating restrooms to be connected to on-shore structures?

	Response Percent	Response Count
Yes 	48.4%	15
No 	22.6%	7
Not sure 	29.0%	9

How does your state decide future CVA project priorities?


	Response Percent	Response Count
We have a plan for where future CVA projects are needed. 	31.3%	10
We do not have a plan and fund applicants as they are received. 	34.4%	11
<div style="border: 1px solid black; padding: 5px; display: inline-block;">Other (please specify)</div> 	34.4%	11

Do you believe a formal CVA plan is needed for each state?

	Response Percent	Response Count
Yes 	28.1%	9
No 	56.3%	18
Not sure 	15.6%	5

Page: Clean Marina Program

Does your state have a Clean Marina Program?

	Response Percent	Response Count
Yes 	59.4%	19
No 	34.4%	11
Don't know 	6.3%	2